

CELLA

W39D BLACK




Appliance Designation	Wine Storage
GTIN	5061068710015
EEL Class	G
Rated EEL	152
Noise Level dB(A)	38
Noise Class	C
Rated annual energy consumption	127 (kWh/annum)
Climate Class	N
Compressor	Embraco Inverter Compressor
Refrigerant	R600a
Fan Assisted Cooling	Yes
Ventilation Required	Plinth Ventilation
Temperature Range	Upper: 5-20°C / Lower: 5-20°C
Zone Type	Dual Zone
Defrosting Type	Manual
Installation	Freestanding/Built-in
Door	Black glass door / 2 layer Low-E glass
Door Handle	Recessed Handle
Door Open Direction	From left side
Reversible Door	Yes
Door-Open Alarm Function	Yes
Lock	Yes
Capacity (L)	119
Standard Storage Quantity	39 Bottles
Shelves	4pcs beech wood shelves
Shelf Type	Telescopic - 80% extendable
Light	Warm White LED - 4000K
Auto. Lighting Function	Included
Control	LCD Touch Control Panel
Control Display Colour	White
Charcoal Filter	Included
Carbon Filter	Yes - replace every 12 months
Heating Ability	Yes
Internal Humidity	50-85%
Vibration Free	Yes
Power Lead Length	1.5m
Adjustable Feet	Yes - 70mm
Warranty	3 Years Parts & Labour

Body Dimension / Weight

W595 x D570 x H820mm
44(kg)

Packing Dimension / Weight

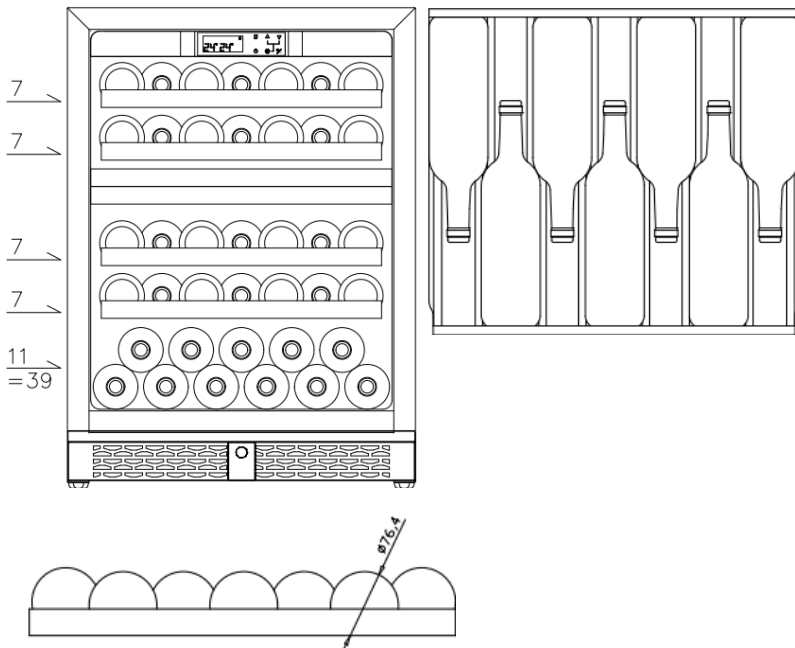
W660 x D655 x H865mm
47(kg)



**Minimum ambient temperature
for which the refrigerating
appliance is suitable is 16 °C**

**Maximum ambient temperature
for which the refrigerating
appliance is suitable is 32 °C**

Bottle Loading



Energy Label

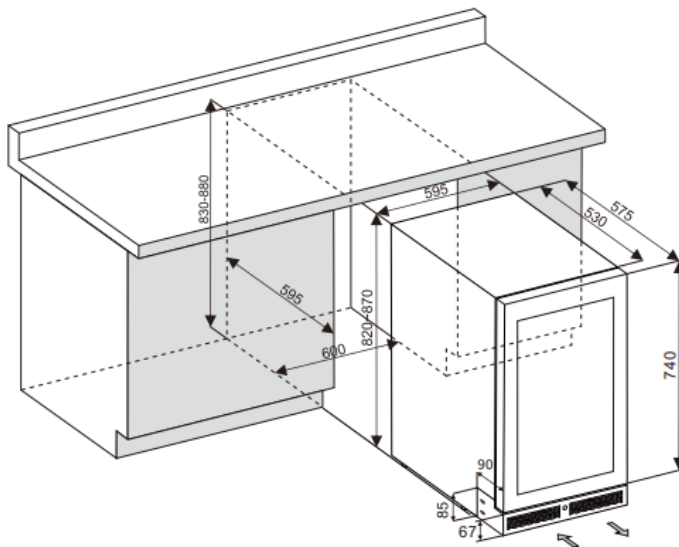


127 kWh/annum

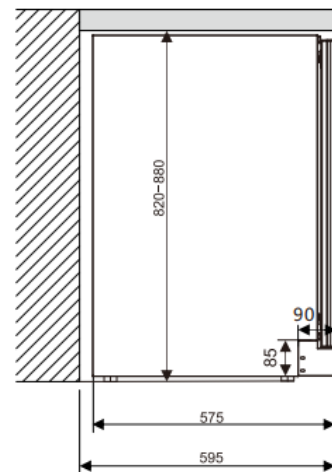


910015102

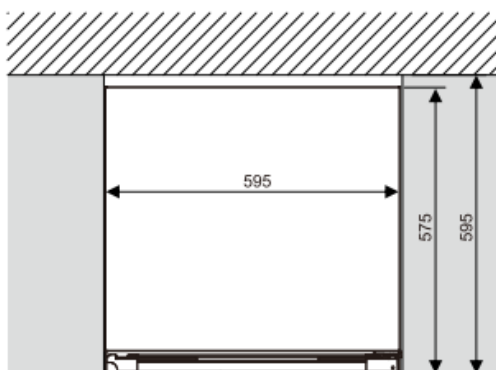
Installation Diagrams



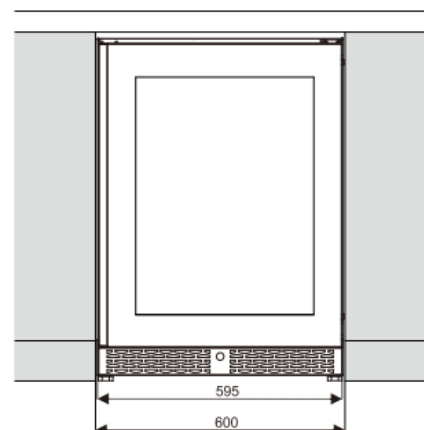
Side View



Top View



Front View



CELLA

BV46S BLACK



Appliance Designation	Beverage Cooler
GTIN	5061068710022
EEL Class	C
Rated EEI	34.8
Noise Level dB(A)	38
Noise Class	Not Requested
Rated annual energy consumption	365 (kWh/annum)
Climate Class	0, 1, 2, 3, 4, 5, 6, 7, 8
Compressor	Embraco Inverter Compressor
Refrigerant	R600a
Fan Assisted Cooling	Yes
Ventilation Required	Plinth Ventilation
Temperature Range	1-18°C
Zone Type	Single Zone
Defrosting Type	Manual
Installation	Freestanding / Built-in
Door	Black glass door / 2 layer Low-E glass
Door Handle	Recessed handle
Door Open Direction	From left side
Reversible Door	Yes
Door-Open Alarm Function	Yes
Lock	Yes
Capacity (L)	127
Standard Storage Quantity	141 Cans (330ml)
Shelves	3pcs glass shelves
Shelf type	Sliding only
Light	Warm White LED - 4000K
Auto. Lighting Function	Included
Control	LCD Touch Control
Control Display Colour	White
Charcoal Filter	Included
Carbon Filter	Yes - replace every 12 months
Heating Ability	Not Required
Internal Humidity	50-90%
Vibration Free	Yes
Power Lead Length	1.5m
Adjustable Feet	Yes - 70mm
Warranty	3 Years Parts & Labour

Body Dimension / Weight

W595 x D570 x H820mm
42(kg)

Packing Dimension / Weight

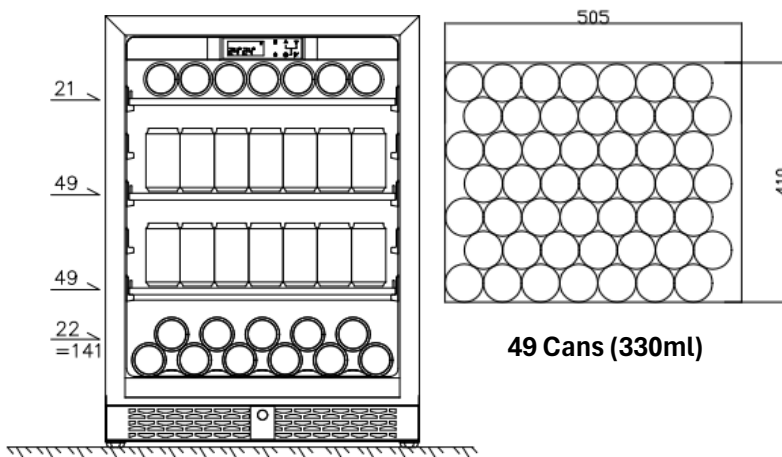
W660 x D655 x H865mm
45(kg)



Minimum ambient temperature
for which the refrigerating
appliance is suitable is 10 °C

Maximum ambient temperature
for which the refrigerating
appliance is suitable is 25 °C

Bottle Loading



Energy Label



104 kWh/annum



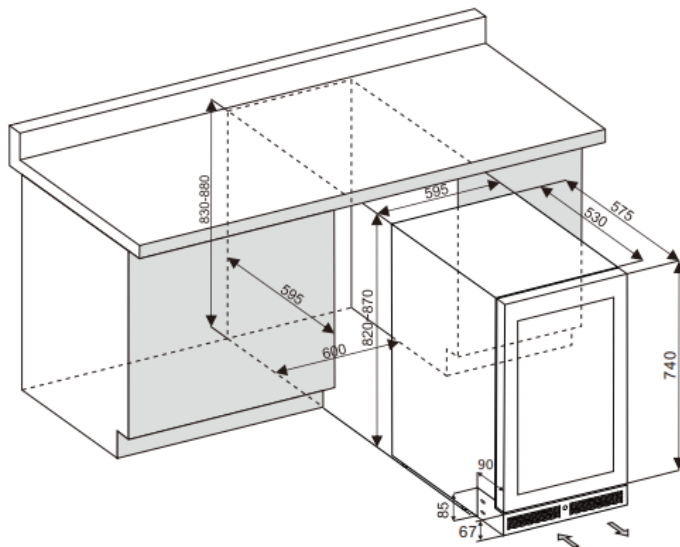
127 L



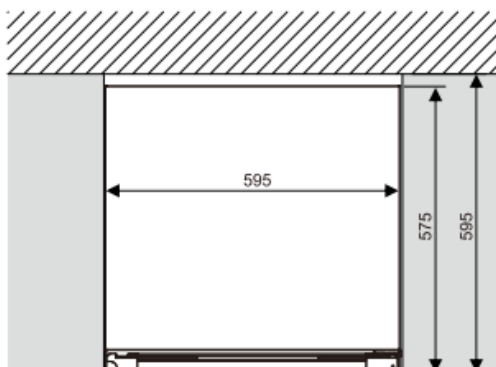
37dB
ABCD

9102/0202

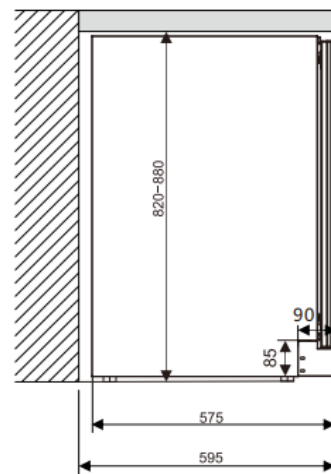
Installation Diagrams



Top View



Side View



Front View

